

The new standards

of the future

ACO DRAIN®
Multiline Seal in

ACO. we care for water




Your question – our answer:

ACO WaterCycle


The ACO WaterCycle supports you at every stage of drainage, rainwater management and treatment planning and creates the solutions for tomorrow's environmental conditions.

Where surface water management and water protection begins




ACO surface drainage

- Drainage channels
- Road and yard drains
- Gully tops
- Manhole covers

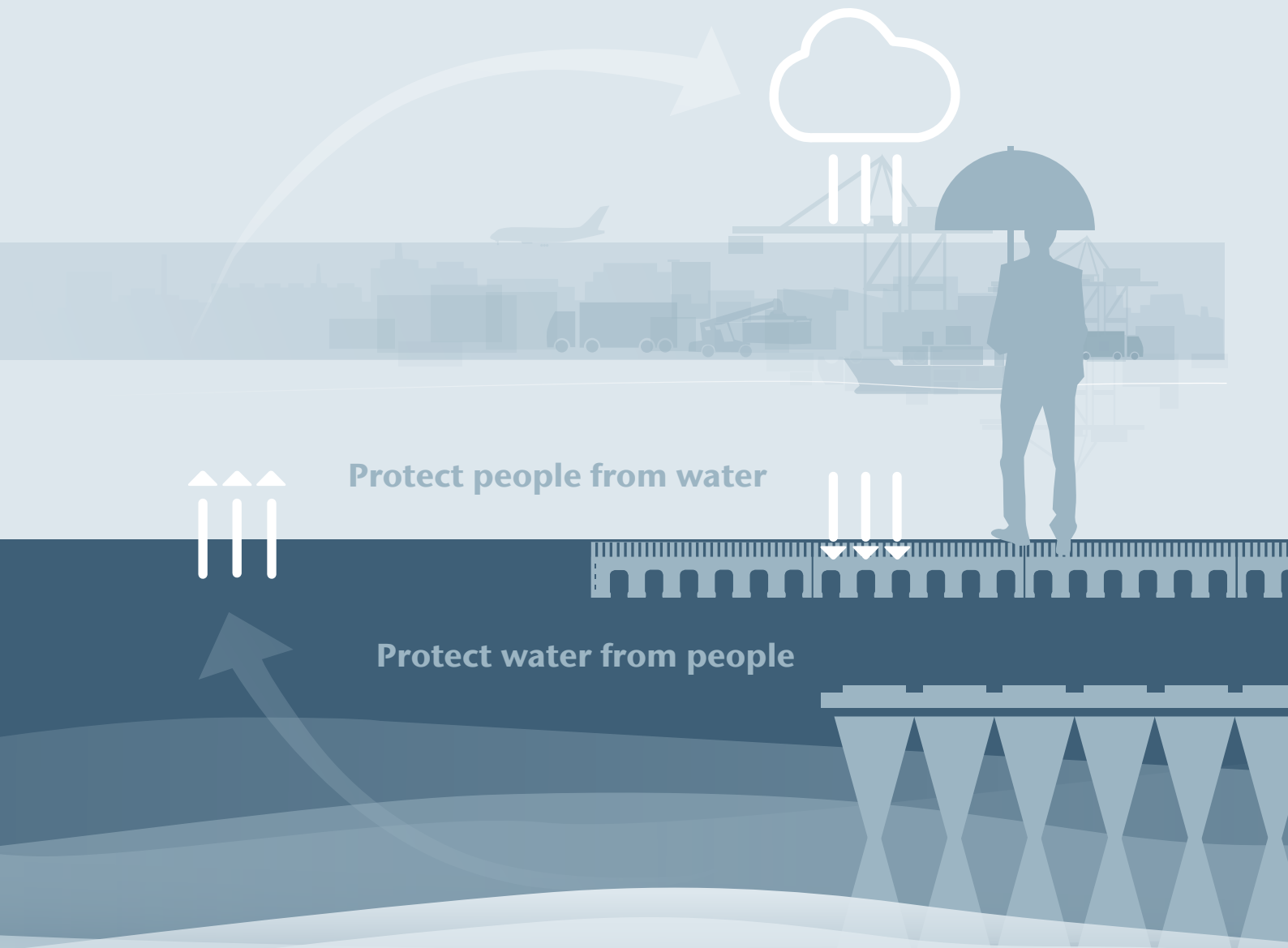


Achieving the right water quality



ACO cleaning systems

- Separators
- Sedimentation and filter systems




Protect people from water

Protect water from people

Reducing surface runoff to a natural level

Control discharge rate to the required level



ACO retention and storage systems

- Emergency systems
- Infiltration and attenuation systems
- Surface water retention basin



ACO control systems


- Flow control systems
- Pump shafts

ACO DRAIN® range of sealed channels

Water tightness and water quality to meet the demands of tomorrow: By combining the standard integrated seal with the polymer concrete or plastic material, the sealed channels of the ACO DRAIN® product range secure the key points of a linear drainage system.

ACO Multiline Seal in

Polymer concrete channel body with integrated seal offered with large variety of gratings made of cast iron, stainless, galvanized steel or plastic



ACO Qmax®

High-capacity slot drainage made of HD-PE with integrated seal and option for water retention or attenuation



ACO PowerDrain


Polymer concrete channel body with integrated seal and cast iron frame for heavy duty applications



ACO Monoblock

Monolithic polymer concrete channels for ultimate durability





Note

Any more questions?
askACO – your local
ACO team is proud to offer
experience and service

www.aco.ae/services-askaco

ACO. we care for water

ACO Group 06

1

The Multiline Seal in product range

Product advantages at a glance	10
Handling of components	12
The choice is yours! Drainlock grating overview	14
Versatile gratings for attractive projects	16
Multiline Seal in V 100 (NW 100 mm)	18
Multiline Seal in V 150 (NW 150 mm)	41
Multiline Seal in V 200 (NW 200 mm)	56
Multiline Seal in V 300 (NW 300 mm)	73



ACO. we care for water

ACO is a Water-Tech company that protects water. Building on our global drainage expertise that protects people from water, we increasingly see our mission as also protecting water from people.

With the ACO WaterCycle, ACO provides systems that collect and channel, clean, retain and ultimately reuse water. In this way, ACO contributes to the preservation of clean groundwater as a vital resource, and makes a contribution to tomorrow's world. In its Agenda 2030, the UN global community set the improvement of water quality as one of 17 sustainable development goals.

Intelligent drainage systems from ACO increasingly use smart technology to ensure that rainwater and wastewater are drained, or temporarily stored. With innovative separation and filter technology, we prevent water contamination by pollutants such as fat and grease, fuels, heavy metals and microplastics.

Today, ACO goes one step further: we accept the challenge of reusing water, and thus establishing a resource-saving cycle. For all products and systems, ACO attaches great importance to durability, reusability and a low carbon footprint. The pursuit of sustainability is an ongoing process that we strive to meet every day.

The ACO Group is a global family business that is one of the world market leaders in the Water-Tech segment. Founded in Schleswig-Holstein in 1946, it operates as a transnational network in over 50 countries. Worldwide, ACO is characterised by a high level of decentralised ownership, and explicit regional market proximity.

www.aco.com



Holder
Iver and Hans-Julius Ahlmann



Headquarters of the ACO Group
in Rendsburg/Büdelisdorf



5.200

employees in more than 47 countries (Europe, North and South America, Asia, Australia, Africa)

1 Billion

Euro Sales in 2021

37

production sites in 18 countries



ACO Academy
for practical training



1 Multiline Seal in




COLLECT:
Collect and remove




Multiline Seal in – drainage channel made of polymer concrete

Multiline Seal in V 100 (NW 100 mm)	Edge protection galvanised, stainless steel	Channel body without invert slope, 1000 mm	18	
		Channel body without invert slope, 500 mm	19	
		Channel body with invert slope, 1000 mm	19	
		Channel body with step of invert (5 cm), 500 mm	21	
		Sump unit, 500 mm	22	
		Shallow channel without invert gradient, 1000 mm	23	
		Inlet chamber for shallow channel, 500 mm	24	
		Accessories	25	
		Gratings	Class A 15 - E 600	30
		Multiline Seal in V 150 (NW 150 mm)	Edge protection galvanised, stainless steel	Channel body without invert slope, 1000 mm
Channel body without invert slope, 500 mm	42			
Channel body with invert slope, 1000 mm	43			
Channel body with step of invert (5 cm), 500 mm	43			
Sump unit, 500 mm	44			
Shallow channel without invert gradient, 1000 mm	45			
Inlet chamber for shallow channel, 500 mm	46			
Accessories	47			
Gratings	Class B 125 - E 600			50
Multiline Seal in V 200 (NW 200 mm)	Edge protection galvanised, stainless steel			Channel body without invert slope, 1000 mm
		Channel body without invert slope, 500 mm	57	
		Channel body with invert slope, 1000 mm	58	
		Channel body with step of invert (5 cm), 500 mm	58	
		Sump unit, 500 mm	59	
		Shallow channel without invert gradient, 1000 mm	60	
		Inlet chamber for shallow channel, 500 mm	61	
		Accessories	62	
		Gratings	Class B 125 - E 600	66
		Multiline Seal in V 300 (NW 300 mm)	Edge protection galvanised, stainless steel	Channel body without invert slope, 1000 mm
Channel body without invert slope, 500 mm	74			
Channel body with step of invert (5 cm), 500 mm	75			
Sump unit, 500 mm	76			
Accessories	77			
Gratings	Class A 15 - E 600			80

Product advantages at a glance



The **EPDM seal integrated as standard** connects two channel bodies to form a watertight connection.



Thanks to **ACO polymer concrete**, a material with a water penetration depth of 0 mm, the entire channel run is watertight.



Robust channel body
The improved geometry makes the channel body more robust. This is reflected in the optimised, application-specific installation recommendations. The concrete quality for the foundation concrete has now been reduced to C 12/15 throughout for load classes A15 to C250.


Watertight* channel run

Channel joint with seal and dense material

ACO Multiline is the channel equipped with a seal as standard. Using Seal in technology, ACO securely seals the key points of linear drainage systems. This means that ACO Multiline already meets future requirements in terms of watertightness and water quality.


The unique combination of the ACO polymer concrete material and the seal ensures that for the first time, the channel run is completely watertight in accordance with the requirements of EN 1433: 2002.

***Watertightness is certified**
and proven by the IKT, Institute
for Underground Infrastructure,
Gelsenkirchen.




Improved self cleaning

Due to the even transition elements at the channel joint and the smooth surface of the ACO polymer concrete, the self-cleaning capability of the channel now works even better.




Proven, easy handling

ACO polymer concrete products are lighter than concrete products with the same load-bearing capacity: providing a significant advantage during handling, transport and installation.



Easily installed from above

The simple plug-in system stays the same - nothing about the tried-and-tested installation has changed.



Grate variety for your ideas

In combination with the different ACO Drainlock gratings, landscaping can be given a unique character.

Handling of ACO Multiline components in detail

Installing the channel

During installation apply special ACO silicone to the integrated EPDM seal to ensure a watertight connection



- ACO silicone grease for the seal



Connecting a channel to the sump unit (NW 100)

Connection adapter is included in the delivery of the sump unit. NW 150/200 use sump units without adapters.



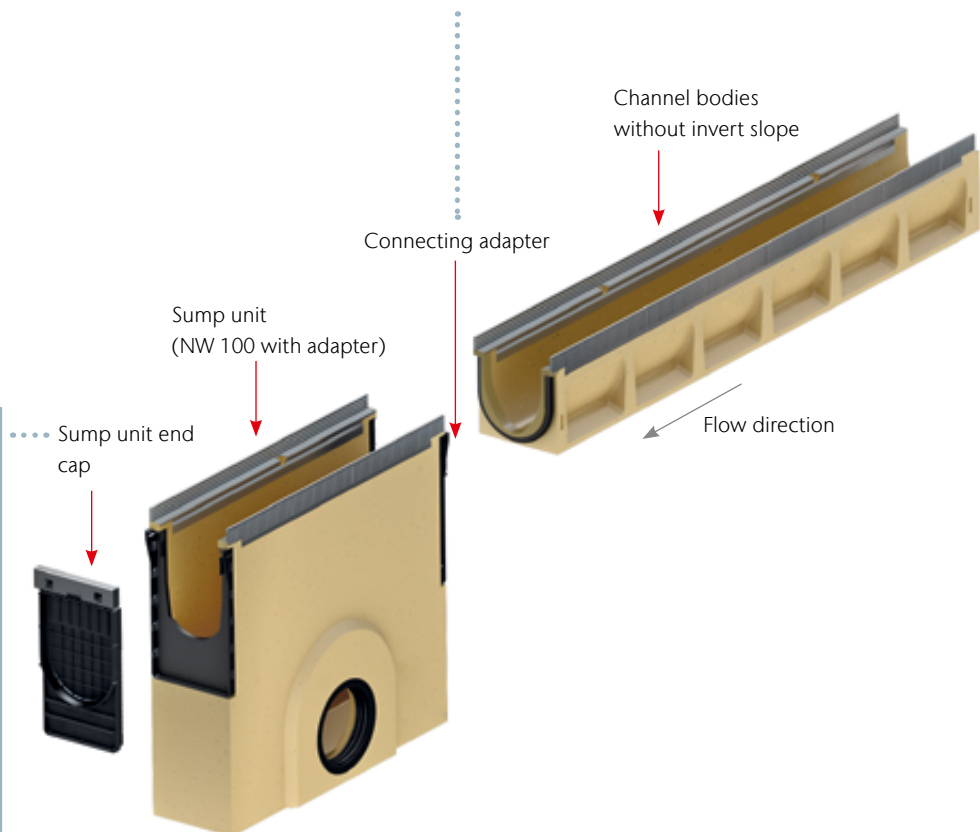
- shorten the connection adapter according to the type of channel being connected.
- push all the way up
- press on and snap into place

Installing the end cap on the sump unit (NW 100)

The end cap for the sump unit is included as part of the delivery of the sump unit. If one side of the sump unit is not connected to a channel it must be closed off with an end cap.



- push all the way up
- press on and snap into place




Making fitting pieces

For custom construction lengths, channel bodies can be cut to size with a diamond cutting disc. Polyester adhesive permanently bonds the cut pieces. The same applies to the adapter for changing the flow direction.



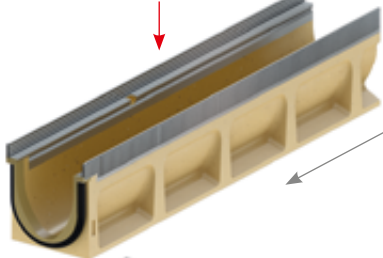
End cap for channel end with lip labyrinth seal (LLS) for horizontal watertight pipe connection



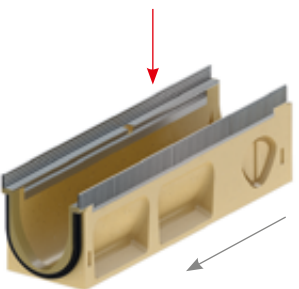
Adapter for change of flow direction



shortened channel body




Channel body
Half metre without
base slope



Adapter for corner, T- and
cross-connections



Universal closing end
cap made of plastic,
from NW 150 made
of polymer concrete




How to prepare a cross section

Pre-drill the side opening on the half-metre element and knock it out with a hammer and chisel. Then glue the channel and adapter together.



**Multifunctional closing end cap
for channel start and end**

Turn the end cap by 180 degrees to ensure an exact fit on the inlet and outlet side.



- snap into recess
- for all heights

Drainlock grating


Slotted grating
Galvanised steel
Stainless steel



Slotted grating
Cast iron




Slotted grating
Heelguard:
Cast iron




Composite grating
black Plastic



Composite grating
silver-grey Plastic




Crosswise rod grating
Stainless steel




Longitudinal bar grating
Galvanised steel
Stainless steel



Longitudinal bar grating
Stainless steel





Longitudinal profile grating
Galvanised steel
Stainless steel



Sealin
TECHNOLOGY

The choice
is yours!

ACO DRAIN® Multiline Seal in
channel bodies



Multiline Seal in
Frame: galvanised steel


Longitudinal bar grating
In mesh design
Cast iron




Longitudinal bar grating
Design Ray
Cast iron



Mesh grating Q+
Galvanised steel
Stainless steel



Perforated grating
Galvanised steel
Stainless steel



Designed SlotTops
Galvanised steel
Stainless steel



Light point
Cast iron
LED lighting



Sideline
Stainless steel
LED lighting



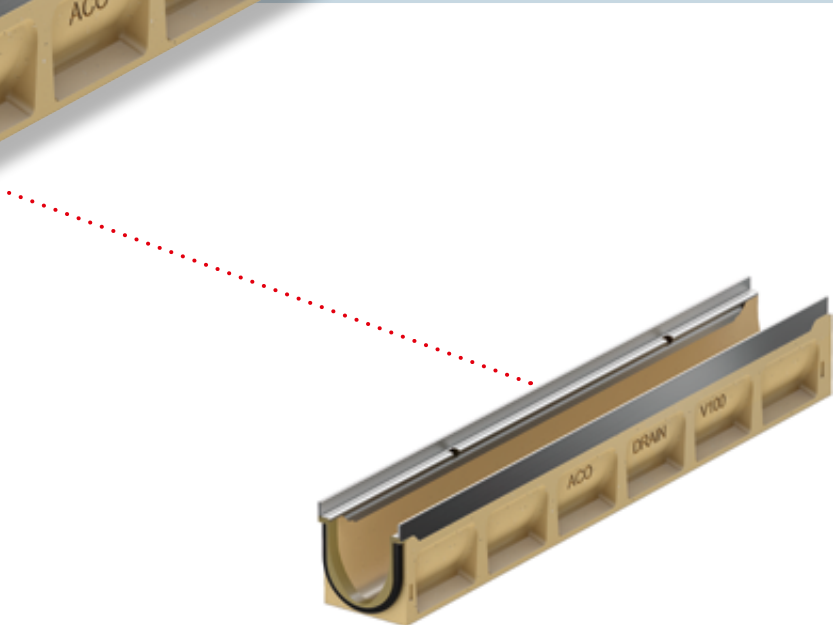

Eyeleds
Plastic
LED lighting



Freestyle
Cast iron grating
Customised design



Solid cover
Cast iron



The complete grating product range in the grating configurator

The configurator makes it possible to select gratings and covers according to visual criteria in different scenarios. Technical information can be downloaded or saved in the object file.

www.draindesign.aco



Multiline Seal in
Frame: stainless steel

Versatile gratings for attractive projects

A wide range of covers creates creative scope for individual planning and design. All covers are equipped with the Drainlock screwless locking system.

Further design options are created by designed SlotTops, the unmistakable grating designs of the Freestyle covers and the striking illumination provided by Sideline, Eyeleds or Lightspot.

Highlights from the grating range A-E



Design freedom with ACO DRAIN® Design

ACO Drainlock gratings can be combined with the ACO DRAIN® channel systems Multiline Seal in and PowerDrain Seal in up to class E 600 as well as XtraDrain and Decline up to C 250. This means that a wide range of covers in many shapes, colours and materials - made of cast iron or stainless steel, hot-dip galvanised steel or plastic - are available. It meets every requirement in terms of aesthetics, functionality and load capacity.

All Drainlock gratings in the overview see page 14/15

Mesh grating Q+

Galvanised steel
Stainless steel




Hydraulics:

optimised inlet cross-section



Longitudinal bar grating

Galvanised steel
Stainless steel



Heelguard:
Slot width max. 10 mm

Longitudinal profile grating

Galvanised steel
Stainless steel



Heelguard:
Slot width max. 10 mm
Slip resistant:
according to DIN 51130
at least R 11

Designed SlotTops


Galvanised steel
Stainless steel



Heelguard:
Slot width max. 10 mm

Composite grating with Microgrip

anti-slip plastic




Heelguard:
Slot width max. 10 mm
Slip resistant:
according to DIN 51130
at least R 11

Version: Edge protection galvanised, stainless steel

ACO Product benefits


- Watertight channel run via Seal in Technology (according to IKT test seal D01185)
 - EPDM seal as standard in the channel joint
 - Channel body made of resistant ACO polymer concrete
 - Simple installation as usual
- For groundwater protection
- For building protection
- For controlled rainwater management
- Improved self-cleaning due to V-cross section and continuously smooth channel invert
- Robust channel body
- With screwless Drainlock grating locking

- Channel system in accordance with EN 1433:2002
- Nominal width 100 mm
- Classes A 15 – E 600
- Optionally available in galvanised steel or stainless steel edge protectors



Channel body without invert slope, 1000 mm

- Optionally with or without vertical, watertight pipe connection
- Version with vertical, watertight pipe connection with lip labyrinth seal (LLS) made of NBR
- Possible combinations for the channel body (example):
 - 0.0 - 0.0.2 - 0.1 - 0.2
- **) Channel bodies with LLS pipe connection have a 10 mm larger invert thickness than the connectable channel bodies.
 - Example: 5.0.2 fits to Type 5, 5.0, 5.1



	Dimensions			Type	PU	Galvanised steel		Stainless steel	
	Length	Width	Height			Weight	Item No.	Weight	Item No..
	[mm]	[mm]	[mm]			[kg]		[kg]	
	100	135	150	0.0	24	15,0	132330	–	–
	1000	135	150	0.0	24	–	–	16.7	132430
			175	5.0	24	17.1	132340	18.5	132440
			200	10.0	24	19.6	132350	20.2	132450
			250	20.0	12	22.3	132370	24.0	132470

Dimensions			Type	PU	Galvanised steel		Stainless steel	
Length	Width	Height			Weight	Item No.	Weight	Item No..
[mm]	[mm]	[mm]		[piece]	[kg]		[kg]	

With LLS pipe connection DN/OD 110)**

	1000	135	160	0.0.2	10	17.7	132334	18.1	132434
			185	5.0.2	10	19.8	132344	20.0	132444
			210	10.0.2	10	22.3	132354	22.1	132454
			260	20.0.2	5	25.0	132374	25.1	132474

Channel body without invert slope, 500 mm

- Optionally with or without vertical, watertight pipe connection
- Version with vertical, watertight pipe connection with lip labyrinth seal (LLS) made of NBR
- With lateral knockouts for corner, T and cross connections (adapter required, refer to accessories)
- ** Channel bodies with LLS pipe connection have a 10 mm larger invert thickness than the connectable channel bodies.
- Example: 5.2 fits to Type 5, 5.0, 5.1




Dimensions			Type	PU	Galvanised steel		Stainless steel		
Length	Width	Height			Weight	Item No.	Weight	Item No..	
[mm]	[mm]	[mm]		[piece]	[kg]		[kg]		
	500	135	150	0.1	10	8.5	132332	9.6	132432
			175	5.1	10	9.4	132342	10.8	132442
			200	10.1	10	10.4	132352	11.8	132452
			250	20.1	10	12.3	132372	14.1	132472

With LLS pipe connection DN/OD 110)**

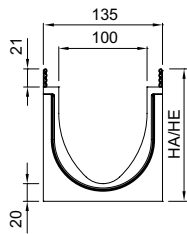
	500	135	160	0.2	10	9.1	132333	10.0	132433
			185	5.2	10	10.2	132343	11.0	132443
			210	10.2	10	11.3	132353	12.0	132453
			260	20.2	10	13.2	132373	13.7	132473

Channel body with invert slope, 1000 mm

- For laying with integrated invert gradient 0.5 %.
- Type 1-10 for up to 10 m train length
- Only types 5 and 10 can be connected directly to the inlet chamber
- Possible combinations for the channel body:
 - Type 5 – 5.0 – 5.0.2 – 5.1 – 5.2
 - Type 10 – 10.0 – 10.0.2 – 10.1 – 10.2




Dimensions			Type	PU	Galvanised steel		Stainless steel	
Length	Width	Height start/end			Weight	Item No.	Weight	Item No.
[mm]	[mm]	[mm]	[piece]	[kg]		[kg]		
1000	135	150/155	1	12	15.0	132301	16.6	132401
		155/160	2	12	15.5	132302	17.1	132402
		160/165	3	12	16.0	132303	18.1	132403
		165/170	4	12	16.5	132304	18.2	132404
		170/175	5	12	17.0	132305	18.3	132405
		175/180	6	12	17.5	132306	18.4	132406
		180/185	7	12	18.0	132307	18.6	132407
		185/190	8	12	18.5	132308	19.0	132408
		190/195	9	12	19.0	132309	19.5	132409
		195/200	10	12	19.5	132310	19.8	132410



Channel body with step of invert (5 cm), 500 mm

- For bridging an invert gradient when installing in stepped gradients
- From 10. - 20. (Invert offset of 5 cm)
- Made of polymer concrete



	Dimensions			PU	Galvanised steel		Stainless steel	
	Length	Width	Height		Weight	Item No.	Weight	Item No.
	[mm]	[mm]	[mm]		[kg]		[kg]	
	500	135	250	6	15.0	132375	13.0	132475

Sump unit, 500 mm

- With integrated lip labyrinth seal (LLS) made of NBR for horizontal, watertight pipe connection
- With connection adapter for watertight channel connection
- With end cap (1 Unit) for one-sided, watertight closure for the inlet chamber
- With sludge bucket made of PP plastic
- Version short form (SF) for height 0 - 10 or long form (LF) for height 0 - 20



Dimensions			Pipe Connector DN/OD	PU	Galvanised steel		Stainless steel	
Length [mm]	Width [mm]	Height [mm]			Weight [kg]	Item No.	Weight [kg]	Item No.

Short form, with LLD pipe connection


	500	135	460	110	10	26.9	132391	26.0	132491
				160	10	26.9	132398	26.3	132498

Long form, with LLD pipe connection

	500	135	610	110	10	34.7	132392	35.5	132492
				160	10	34.7	132399	35.2	132499

Shallow channel without invert gradient, 1000 mm

- Optionally with or without vertical, watertight pipe connection
- Version with vertical, watertight pipe connection with lip labyrinth seal (LLS) made of NBR
- Suitable combinations in overall height (OH) examples on the basis of the steel, galvanised, version are: * 132323 and 132324 (OH 80), * 132321 and 132322 (OH 100)




	Dimensions			PU [piece]	Galvanised steel		Stainless steel	
	Length	Width	Height start/end		Weight	Item No.	Weight	Item No.
	[mm]	[mm]	[mm]		[kg]		[kg]	
	1000	135	80	30	10.7	132323	10.7	132423
	1000	135	100	30	12.0	132321	12.0	132421

With LLD pipe connection DN/OD 110

	1000	135	93	10	13.7	132324	13.7	132424
	1000	135	113	10	15.0	132322	15.0	132422

Inlet chamber for shallow channel, 500 mm

- With integrated lip labyrinth seal (LLS) made of NBR for horizontal, watertight pipe connection
- With sludge bucket made of PP plastic



Dimensions			Type	PU	Galvanised steel		Stainless steel	
Length	Width	Height			Weight	Item No.	Weight	Item No.
[mm]	[mm]	[mm]		[piece]	[kg]		[kg]	








With LLD pipe connection DN/OD 110







	500	135	460	80	6	26.7	132325	26.7	132425
	500	135	460	100	6	25.8	132326	25.8	132426



Accessories

	Description	Used with	Weight	PU	Item No.
			[kg]	[piece]	
For galvanised steel version					
	Universal end cap <ul style="list-style-type: none"> ■ For channel start and channel end ■ Made of plastic (ABS) ■ With edge protection, galvanised steel ■ Overall length 14 mm 	■ V 100 S 0. – 20.	0.4	10	132385
	End cap for end of channel (LLD) <ul style="list-style-type: none"> ■ Made of polymer concrete ■ With integrated lip labyrinth seal (LLD) DN/OD 110 for horizontal, watertight pipe connection ■ With galvanised steel edge protection ■ Overall length 30 m 	■ V 100 S 0.	1.4	6	132846
		■ V 100 S 5.	1.5	6	132847
		■ V 100 S 10.	1.7	6	132848
		■ V 100 S 20.	2.3	6	132849
	Adapter for change in flow direction <ul style="list-style-type: none"> ■ Made of polymer concrete ■ With galvanised steel edge protection ■ Overall length 40 mm ■ For bonding onto the channelbod 	■ V 100 S 0.	1.8	6	132723
		■ V 100 S 5.	1.9	6	132724
		■ V 100 S 10.	2.1	6	132725
		■ V 100 S 20.	2.7	6	132726
	Adapter for corner, T- and cross-connections <ul style="list-style-type: none"> ■ Made of polymer concrete ■ With galvanised steel edge protection ■ Overall length 14 mm ■ For watertight connection of corner, T- and cross joints ■ For bonding onto the channelbod 	■ V 100 S 0.	1.0	6	132756
		■ V 100 S 5.	1.1	6	132757
		■ V 100 S 10.	1.3	6	132758
		■ V 100 S 20.	1.8	6	132759
	End wall for gutter start (Flat channel) <ul style="list-style-type: none"> ■ With edge protection, galvanised steel ■ Overall length 16 mm 	<ul style="list-style-type: none"> ■ Multiline Sealin NW100 shallow channel ■ 80 mm ■ 100 mm 	0.2	20	132327
	End wall for gutter end (Flat channel) <ul style="list-style-type: none"> ■ With edge protection, galvanised steel ■ Overall length 16 mm 	<ul style="list-style-type: none"> ■ Multiline Sealin NW100 shallow channel ■ 80 mm ■ 100 mm 	0.2	20	132328

	Description	Used with	Weight	PU	Item No.
			[kg]	[piece]	
For stainless steel version					
	Universal end cap <ul style="list-style-type: none"> ■ For channel start and channel end ■ Made of plastic (ABS) ■ With edge protection, stainless steel ■ Overall length 14 mm 	■ V 100 E 0. – 20.	0.4	10	132485
	End cap for end of channel (LLD) <ul style="list-style-type: none"> ■ Made of polymer concrete ■ With integrated lip labyrinth seal (LLD) DN/OD 110 for horizontal, watertight pipe connection ■ With stainless steel edge protection ■ Overall length 30 mm 	■ V 100 E 0.	1.4	6	132446
		■ V 100 E 5.	1.5	6	132447
		■ V 100 E 10.	1.7	6	132448
		■ V 100 E 20.	2.3	6	132449
	Adapter for change in flow direction <ul style="list-style-type: none"> ■ Made of polymer concrete ■ With stainless steel edge protection ■ Overall length 40 mm ■ For bonding onto the channelbody 	■ V 100 E 0.	1.8	6	132456
		■ V 100 E 5.	1.9	6	132457
		■ V 100 E 10.	2.1	6	132458
		■ V 100 E 20.	2.7	6	132459
	Adapter for corner, T- and cross-connections <ul style="list-style-type: none"> ■ Made of polymer concrete ■ With stainless steel edge protection ■ Overall length 14 mm ■ For watertight connection of corner, T- and cross joints ■ For bonding onto the channelbody 	■ V 100 E 0.	1.0	6	132466
		■ V 100 E 5.	1.1	6	132467
		■ V 100 E 10.	1.3	6	132468
		■ V 100 E 20.	1.8	6	132469
	End wall for gutter start (Flat channel) <ul style="list-style-type: none"> ■ With edge protection, stainless steel ■ Overall length 16 mm 	<ul style="list-style-type: none"> ■ Multiline Sealin NW100 shallow channel ■ 80 mm ■ 100 mm 	0.2	20	132427
	End wall for gutter end (Flat channel) <ul style="list-style-type: none"> ■ With edge protection, stainless steel ■ Overall length 16 mm 	<ul style="list-style-type: none"> ■ Multiline Sealin NW100 shallow channel ■ 80 mm ■ 100 mm 	0.2	20	132428

Description	Used with	Weight	PU	Item No.
		[kg]	[piece]	
<p>Cross-material accessories</p>  <p>Silicone grease</p> <ul style="list-style-type: none"> ■ Corresponds to the UBA guideline for sanitary lubricants, food-grade lubricant according to EN ISO 21469, suitable for drinking water, O-ring compatible. ■ Contents: 23g 	<ul style="list-style-type: none"> ■ Seal in Technology ■ NW 100 <ul style="list-style-type: none"> □ Type 0.0: ca. 40 channel edges □ Type 10.0: ca. 30 channel edges □ Type 20.0: ca. 20 channel edges ■ NW 150 <ul style="list-style-type: none"> □ Type 0.0: ca. 30 channel edges □ Type 10.0: ca. 20 channel edges □ Type 20.0: ca. 10 channel edges ■ NW 200 <ul style="list-style-type: none"> □ Type 0.0: ca. 20 channel edges □ Type 10.0: ca. 15 channel edges □ Type 20.0: ca. 12 channel edges ■ NW 300 <ul style="list-style-type: none"> □ Type 0.0: ca. 10 channel edges □ Type 10.0: ca. 7 channel edges □ Type 20.0: ca. 5 channel edges 	0.1	40	132495
 <p>Odour trap</p> <ul style="list-style-type: none"> ■ Stainless steel (V2A) ■ DN/OD 110 	<ul style="list-style-type: none"> ■ Multiline Seal in ■ Deckline P ■ PowerDrain Seal in ■ PowerDrain Performance 	0.4	4	132493
 <p>Leaf trap</p> <ul style="list-style-type: none"> ■ DN/OD 110 	<ul style="list-style-type: none"> ■ Channel body with outlet DN/OD 110 	0.5	10	02769
 <p>Pipe socket</p> <ul style="list-style-type: none"> ■ PVC ■ DN/OD 110 ■ Length: 100 mm 	<ul style="list-style-type: none"> ■ Channel bodies and inlet chambers with outlet DN/OD 110 ■ Point gully 	0.1	50	00056
 <p>Odour trap</p> <ul style="list-style-type: none"> ■ PP ■ DN/OD 110 ■ One-piece 	<ul style="list-style-type: none"> ■ Inlet boxes with outlet DN/OD 110 	0.2	5	01509
 <p>Fire protection insert</p>	<ul style="list-style-type: none"> ■ Flat roof gullies Passavant Spin made of cast iron ■ Parking deck gullies Passavant made of cast iron <ul style="list-style-type: none"> □ DN 100 □ Socket inclination: 90° 	0.5	5	7034.20.02
 <p>Polyester bonding compound</p> <ul style="list-style-type: none"> ■ For bonding on site ■ 0.5 kg container 	<ul style="list-style-type: none"> ■ For bonding precast polymer concrete element 	0.9	10	02163


	Description	Used with	Weight	PU	Item No.
			[kg]	[piece]	
Accessories for gratings					
	Grating hook, small <ul style="list-style-type: none"> ■ For lifting out the cover gratings ■ Steel, black painted 	<ul style="list-style-type: none"> ■ Mesh grating Q⁺ ■ Composite grating ■ Longitudinal profile grating ■ Longitudinal bar grating 	0.25	10	01367
	Grating hook for inspection opening <ul style="list-style-type: none"> ■ 2 grating hooks are required to lift out the inspection opening ■ Galvanised steel 	<ul style="list-style-type: none"> ■ Slotted frame with inspection opening 	0.5	40	445947
	Transformer, Eyeleds <ul style="list-style-type: none"> ■ With power supply ■ With 3.5 m secondary cable (orange) ■ With 1.2 m mains cable (black) 	<ul style="list-style-type: none"> ■ Eyeleds 	0.5	50	12712
	Splitter, Eyeleds <ul style="list-style-type: none"> ■ For connecting the Eyeleds with each other 	<ul style="list-style-type: none"> ■ Eyeleds □ 300/300 mm □ 600/600 mm □ 300/1500 mm 	0.1	10	12714
				10	12726
				10	12713
	Splitter, Eyeleds (end piece) <ul style="list-style-type: none"> ■ For connecting the Eyeleds as an end piece 	<ul style="list-style-type: none"> ■ Eyeleds □ 300/1500 mm 	0.1	150	12747
	Extension cable, Eyeleds	<ul style="list-style-type: none"> ■ Eyeleds □ Length: 2 metre □ Length: 5 metre 	0.1	5	12716
			0.2	50	12715

	Description	Used with	Weight	PU	Item No.
			[kg]	[piece]	
	SlotTop end cap ■ For covering the side openings ■ 2 pieces in a package ■ Stainless steel	■ SlotTop, C 250	0.1	1	446432
	SlotTop end cap ■ For covering the side openings ■ 2 pieces in a package ■ Stainless steel	■ SlotTop, D 400	0.2	1	446433
	SlotTop end cap ■ For covering the side openings ■ 2 pieces in a package ■ Stainless steel	■ SlotTop Triple, C 250	0.1	1	447183
	SlotTop end cap ■ For covering the side openings ■ 2 pieces in a package ■ Stainless steel	■ SlotTop Strip, C 250	0.1	1	447184

Gratings

Class A 15


- Gratings to EN 1433: 2002
- With Drainlock boltless stop



Material	Dimensions		Size of the inlet opening [mm]	Inlet cross-section [cm ² /m]	Weight [kg]	PU [piece]	Item No.
	Length [mm]	Width [mm]					
Slot grating							
Galvanised steel	1000	123	10	312	1.9	50	12610
	500	123	10	312	0.9	25	12611
Stainless steel	1000	123	10	312	2.0	50	12640
	500	123	10	312	1.1	25	12641
Elongated bar grating							
Galvanised steel	1000	123	11	920	3.2	50	12602
	500	123	11	920	1.8	25	12603
Stainless steel	1000	123	11	920	3.2	50	12604
	500	123	11	920	1.5	25	12605
Perforated grating							
Galvanised steel	1000	123	6	178	2.9	50	12666
	500	123	6	178	1.4	25	12667
Stainless steel	1000	123	6	178	2.9	50	12664
	500	123	6	178	1.4	25	12665


Class B 125

- Gratings to EN 1433:2002
- With Drainlock boltless stop




Material	Dimensions		Size of the inlet opening [mm]	Inlet cross-section [cm ² /m]	Weight [kg]	PU [piece]	Item No.
	Length	Width					
	[mm]	[mm]					

Cover plate



Plastic	500	123	–	–	0.8	204	132729
---------	-----	-----	---	---	-----	-----	--------

Mesh grating Q+




Galvanised steel	1000	123	30 x 10	845	3.2	50	132560
	500	123	30 x 10	845	1.6	25	132561
Stainless steel	1000	123	30 x 10	845	3.2	50	132559
	500	123	30 x 10	845	1.6	25	132542

Longitudinal profile grating



Galvanised steel	1000	123	8	430	3.9	50	132555
	500	123	8	430	1.9	25	132550
Stainless steel	1000	123	8	430	3.9	50	132556
	500	123	8	430	1.9	25	132551

Slot grating



Cast iron EN-GJS	500	123	12	371	2.3	50	12676
------------------	-----	-----	----	-----	-----	----	-------

Longitudinal bar grating







Stainless steel	1000	123	6	465	3.6	50	132557
	500	123	6	465	1.8	25	132552

Crosswise bar grating




Galvanised steel	1000	123	10	676	6.5	50	12606
	500	123	10	676	3.3	25	12607
Stainless steel	1000	123	10	676	6.5	50	12608
	500	123	10	676	3.3	25	12609

	Material	Dimensions		Size of the inlet opening [mm]	Inlet cross-section [cm ² /m]	Weight [kg]	PU [piece]	Item No.
		Length	Width					
		[mm]	[mm]					
Composite grating, Microgrip (black)								
	Plastic	500	123	8	284	0.9	50	132710
Composite grating (silver grey)								
	Plastic	500	123	8	284	0.8	50	132267
Composite grating incl. Eyeleds (white)								
	Plastic	500	123	8	280	0.95	50	12686
Composite grating incl. Eyeleds (blue)								
	Plastic	500	123	8	280	0.95	50	12727



Class C 250

- Gratings to EN 1433: 2002
- With Drainlock boltless stop



Material	Dimensions		Size of the inlet opening [mm]	Inlet cross-section [cm ² /m]	Weight [kg]	PU [piece]	Item No.
	Length	Width					
	[mm]	[mm]					

Ladder grating

	Cast iron EN-GJS	500	123	12	371	3.2	50	12670
	Galvanised steel	1000	123	10	312	4.3	50	12614
		500	123	10	312	2.2	25	12615
	Stainless steel	1000	123	10	312	2.6	50	12644
		500	123	10	312	1.5	25	12645

Lengthwise bar cast iron grating with mesh look

	Cast iron EN-GJS	500	123	31 x 12	433	3.5	50	12673
---	------------------	-----	-----	---------	-----	-----	----	-------

Ladder grating, Heelguard

	Cast iron EN-GJS	500	123	5	191	3.8	50	12675
---	------------------	-----	-----	---	-----	-----	----	-------

Perforated grating

	Galvanised steel	1000	123	6	178	4.8	50	12656
		500	123	6	178	2.3	25	12657
	Stainless steel	1000	123	6	178	4.8	50	12654
		500	123	6	178	2.3	25	12655

Composite grating, Microgrip (black)


	Plastic	500	123	8	284	1.0	50	132720
---	---------	-----	-----	---	-----	-----	----	--------

Composite grating (silver grey)

	Plastic	500	123	8	284	0.9	50	132266
---	---------	-----	-----	---	-----	-----	----	--------


Material	Dimensions		Size of the inlet opening	Inlet cross-section	Weight	PU	Item No.
	Length	Width					
	[mm]	[mm]	[mm]	[cm ² /m]	[kg]	[piece]	

Mesh grating Q+




Galvanised steel	1000	123	30 x 10	800	4.8	50	132880
	500	123	30 x 10	800	2.4	25	132881
Stainless steel	1000	123	30 x 10	800	4.0	50	132882
	500	123	30 x 10	800	2.0	25	132883

Longitudinal bar grating, Design Ray



Cast iron	500	123	38 x 12.5	470	5.1	50	132081
-----------	-----	-----	-----------	-----	-----	----	--------

Freestyle and Design gratings, C 250



Material	Dimensions		Size of the inlet opening	Inlet cross-section	Weight	PU	Item No.
	Length	Width					
	[mm]	[mm]	[mm]	[cm ² /m]	[kg]	[piece]	

Longitudinal bar grating, Design Ray



Cast iron EN-CJS	500	123	38 x 12,5	496	5.1	50	132081
------------------	-----	-----	-----------	-----	-----	----	--------




ACO SlotTop, Class C 250






ACO Product benefits





- SlotTops are placed into the gully /channel to ensure optimal outlet performance
- The guide connector ensures the parts are connected accurately
- Reinforced upper edge
- Construction heights of 65, 105 and 150 mm for various ways of installation
- **Supplied with cover strips protecting the inlet during installation**

- SlotTops with no welded joints
- 10 mm lateral slot for SlotTop Single and Slot-Top Strip
- 2x8 mm lateral slot for SlotTop Double and 3x8 mm lateral slot for SlotTop Triple
- With guide strap
- SlotTop corresponding fully to EN 1433:2002
- With strengthened top edge
- Slot heights: 65 mm, 105 mm and 150 mm
- **Delivery including cover strips as protection during construction period**




	Material	Dimensions			Size of the inlet opening [mm]	Inlet cross-section [cm ² /m]	Weight [kg]	PU [piece]	Item No.
		Length [mm]	Width [mm]	Height [mm]					
	Galvanised steel	1000	123	65	10	100	4.3	72	445926
		500	123	65	10	100	2.3	100	445927
	Stainless steel	1000	123	65	10	100	4.2	72	445928
		500	123	65	10	100	2.2	100	445929
	Galvanised steel	1000	123	105	10	100	4.7	72	445598
		500	123	105	10	100	2.4	100	445599
	Stainless steel	1000	123	105	10	100	4.7	72	445600
		500	123	105	10	100	2.4	100	445601
	Galvanised steel	1000	123	150	10	100	6.4	48	445932
		500	123	150	10	100	3.3	96	445933
	Stainless steel	1000	123	150	10	100	6.3	48	445934
		500	123	150	10	100	3.3	96	445935

	Material	Dimensions			Size of the inlet opening [mm]	Inlet cross-section [cm ² /m]	Weight [kg]	PU [piece]	Item No.
		Length	Width	Height					
		[mm]	[mm]	[mm]					
SlotTop with inspection opening									
	Stainless steel	500	123	65	10	100	3.8	60	445930
	Galvanised steel	500	123	65	10	100	3.7	60	445931
	Galvanised steel	500	123	105	10	100	4.5	40	445603
	Stainless steel	500	123	105	10	100	4.5	40	445602
	Stainless steel	500	123	150	10	100	6.3	60	445936
	Galvanised steel	500	123	150	10	100	6.2	60	445937
SlotTop Double									
	Galvanised steel	1000	123	105	2 x 8	160	5.9	40	447185
		500	123	105	2 x 8	160	3.1	80	447186
	Stainless steel	1000	123	105	2 x 8	160	5.7	40	445938
		500	123	105	2 x 8	160	3.0	80	445939
SlotTop with inspection opening, Double									
	Galvanised steel	500	500	105	2 x 8	160	5.2	10	447187
	Stainless steel	500	123	105	2 x 8	160	5.3	10	445940

	Material	Dimensions			Size of the inlet opening	Inlet cross-section	Weight	PU	Item No.
		Length	Width	Height					
		[mm]	[mm]	[mm]					
SlotTop Triple									
	Galvanised steel	1000	123	105	3 x 8	240	6.4	40	447768
		500	123	105	3 x 8	240	3.3	10	447769
	Stainless steel	1000	123	105	3 x 8	240	6.0	40	445941
		500	123	105	3 x 8	240	3.2	10	445942
SlotTop with inspection opening, Triple									
	Galvanised steel	500	123	105	3 x 8	240	5.4	10	447770
	Stainless steel	500	123	105	3 x 8	240	5.9	10	445943
SlotTop Strip									
	Stainless steel	1000	123	105	10	100	5.7	40	445944
		500	123	105	10	100	2.9	10	445945
SlotTop with inspection opening, Strip									
	Stainless steel	500	123	105	10	100	6.8	40	445946

Class D 400

- Gratings to EN 1433: 2002
- With Drainlock boltless stop




Material	Dimensions		Size of the inlet opening [mm]	Inlet cross-section [cm ² /m]	Weight [kg]	PU [piece]	Item No.
	Length	Width					
	[mm]	[mm]					


Ladder grating

	Cast iron EN-GJS	500	123	12	371	3.8	50	23408
---	---------------------	-----	-----	----	-----	-----	----	-------

Mesh grating Q+

	Galvanised steel	1000	123	30 x 10	690	5.6	50	132885
		500	123	30 x 10	690	2.8	25	132886
	Stainless steel	1000	123	30 x 10	690	5.0	50	132887
		500	123	30 x 10	690	2.5	25	132888

Freestyle and Design gratings, D 400



Material	Dimensions		Size of the inlet opening [mm]	Inlet cross-section [cm ² /m]	Weight [kg]	PU [piece]	Item number
	Length	Width					
	[mm]	[mm]					

Ladder grating for light spot, with opening


	Cast iron EN-GJS, KTL coatet	500	123	12	350	4.1	50	49505
---	------------------------------------	-----	-----	----	-----	-----	----	-------

Stegrost für Lichtpunkt, ohne Öffnung

	Cast iron EN-GJS, KTL coatet	500	123	12	371	4.1	50	49506
---	------------------------------------	-----	-----	----	-----	-----	----	-------

ACO SlotTop, Class D 400

- SlotTop welded solution
- With 10 mm lateral slot
- With guide strap
- SlotTop corresponding fully to EN 1433:2002
- With strengthened top edge
- Slot height 105 mm and 150 mm
- **Delivery including cover strips as protection during construction period**



	Material	Dimensions			Size of the inlet opening [mm]	Weight [kg]	PU [piece]	Item No.
		Length	Width	Height				
		[mm]	[mm]	[mm]				

SlotTop


	Galvanised steel	1000	123	105	10	6.64	72	446015
		500	123	105	10	3.42	100	446016
	Stainless steel	1000	123	105	10	6.64	72	446018
		500	123	105	10	3.42	100	446019
	Galvanised steel	1000	123	150	10	8.58	40	446021
		500	123	150	10	4.41	10	446022
	Stainless steel	1000	123	150	10	8.58	40	446024
		500	123	150	10	4.41	10	446025




SlotTop with inspection opening

	Galvanised steel	500	123	105	10	7.0	60	446017
	Stainless steel	500	123	105	10	7.0	48	446020
	Galvanised steel	500	123	150	10	8.83	10	446023
	Stainless steel	500	123	150	10	8.83	10	446026

Class E 600

- Gratings to EN 1433: 2002
- With Drainlock boltless stop



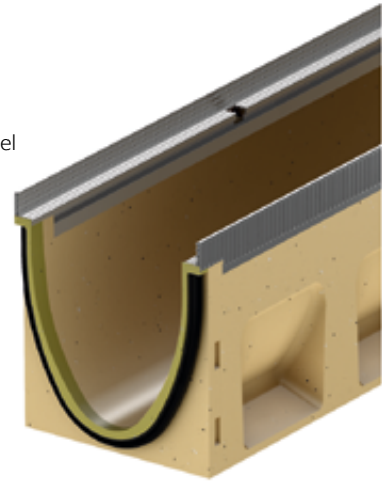
Material	Dimensions		Size of the inlet opening [mm]	Inlet cross-section [cm ² /m]	Weight [kg]	PU [piece]	Item No.
	Length	Width					
	[mm]	[mm]					
Slot grating							
 Cast iron EN-GJS	500	123	12	371	5.0	50	132865
Longitudinal rod cast iron grating							
 Cast iron EN-GJS	500	123	28 x 12	433	4.5	50	132866
Cover, closed							
 Cast iron EN-GJS	500	123	–	–	5.3	50	132867

Version: Edge protection galvanised, stainless steel

ACO Product benefits


- Watertight channel run via Seal in Technology (according to IKT test seal D01185)
 - EPDM seal as standard in the channel joint
 - Channel body made of resistant ACO polymer concrete
 - Simple installation as usual
- For groundwater protection
- For building protection
- For controlled rainwater management
- Improved self-cleaning due to V-cross section and continuously smooth channel invert
- Robust channel body
- With screwless Drainlock grating locking

- Channel system in accordance with EN 1433: 2002
- Nominal width 150 mm
- Classes A 15 – E 600
- Optionally available in galvanised steel or stainless steel edge protectors



Channel body without invert slope, 1000 mm

- Optionally with or without vertical, watertight pipe connection
- Version with vertical, watertight pipe connection with lip labyrinth seal (LLS) made of NBR
- Possible combinations for the channel body (example):
 - 0.0 - 0.0.2 - 0.1 - 0.2
- **) Channel bodies with LLS pipe connection have a 10 mm larger invert thickness than the connectable channel bodies.
 - Example: 5.0.2 fits to Type 5, 5.0, 5.1



	Dimensions			Type	PU	Galvanised steel		Stainless steel	
	Length	Width	Height			Weight	Item No.	Weight	Item No.
	[mm]	[mm]	[mm]			[kg]		[kg]	
	1000	185	210	0.0	16	28.8	133330	30.2	133430
			235	5.0	16	31.9	133340	33.3	133440
			260	10.0	16	33.5	133350	34.9	133450
			310	20.0	8	37.8	133370	39.2	133470

Multiline Seal in V 150 (NW 150 mm)
Channelbody, sump unit and accessories

1


Dimensions			Type	PU	Galvanised steel		Stainless steel	
Length	Width	Height			Weight	Item No.	Weight	Item No.
[mm]	[mm]	[mm]	[pc/palett]	[kg]		[kg]		

With LLD pipe connection DN/OD 160

	1000	185	220	0.0.2	8	30.8	133334	32.2	133434
			245	5.0.2	8	32.6	133344	34.0	133444
			270	10.0.2	8	34.6	133354	36.0	133454
			320	20.0.2	4	39.8	133374	41.2	133474

Channel body without invert slope, 500 mm

- Optionally with or without vertical, watertight pipe connection
- Version with vertical, watertight pipe connection with lip labyrinth seal (LLS) made of NBR
- With lateral knockouts for corner, T and cross connections (adapter required, refer to accessories)
- **) Channel bodies with LLS pipe connection have a 10 mm larger invert thickness than the connectable channel bodies.
□ Example: 5.2 fits to Type 5, 5.0, 5.1



Dimensions			Type	PU	Galvanised steel		Stainless steel	
Length	Width	Height			Weight	Item No.	Weight	Item No.
[mm]	[mm]	[mm]	[pc/palett]	[kg]		[kg]		


	500	185	210	0.1	8	14.3	133331	15.0	133431
			235	5.1	8	15.7	133341	16.4	133441
			260	10.1	8	16.5	133351	17.2	133451
			310	20.1	8	19.2	133371	19.9	133471

With LLD pipe connection DN/OD 160

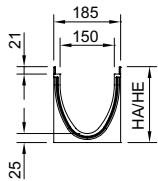
	500	185	220	0.2	8	15.1	133332	15.8	133432
			245	5.2	8	16.4	133342	17.1	133442
			270	10.2	8	17.7	133352	18.4	133452
			320	20.2	8	19.9	133372	20.6	133472

Channel body with invert slope, 1000 mm

- For laying with integrated invert gradient 0.5 %.
- Type 1-10 for up to 10 m train length
- Only types 5 and 10 can be connected directly to the inlet chamber
- Possible combinations for the channel body:
 - Type 5 – 5.0 – 5.0.2 – 5.1 – 5.2
 - Type 10 – 10.0 – 10.0.2 – 10.1 – 10.2




Dimensions			Type	PU	Galvanised steel		Stainless steel	
Length	Width	Height start/end			Weight	Item No.	Weight	Item No.
[mm]	[mm]	[mm]	[pc/palett]	[kg]		[kg]		
1000	185	210/215	1	8	28.5	133301	29.9	133401
		215/220	2	8	28.8	133302	30.2	133402
		220/225	3	8	29.2	133303	30.6	133403
		225/230	4	8	29.6	133304	31.0	133404
		230/235	5	8	30.0	133305	31.4	133405
		235/240	6	8	30.5	133306	31.9	133406
		240/245	7	8	31.0	133307	32.4	133407
		245/250	8	8	31.5	133308	32.9	133408
		250/255	9	8	32.0	133309	33.4	133409
		255/260	10	8	32.5	133310	33.9	133410

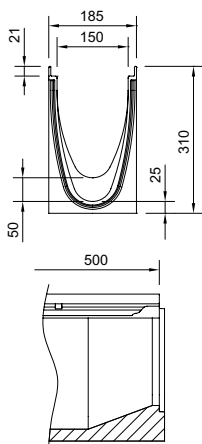


Channel body with step of invert (5 cm), 500 mm

- For bridging an invert gradient when installing in stepped gradients
- From 10. - 20. (Invert offset of 5 cm)
- Made of polymer concrete



Dimensions			PU	Galvanised steel		Stainless steel	
Length	Width	Height		Weight	Item No.	Weight	Item No.
[mm]	[mm]	[mm]	[pc/palett]	[kg]		[kg]	
500	185	310	6	20.8	133377	21.5	133477



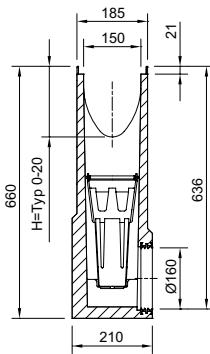
Sump unit, 500 mm

- With lip labyrinth seal (LLS) made of NBR for horizontal, liquid-tight pipe connection
- With sludge bucket made of PP plastic




Dimensions			Type	PU	Galvanised steel		Stainless steel	
Length	Width	Height			Weight	Item No.	Weight	Item No.
[mm]	[mm]	[mm]		[pc/palett]	[kg]		[kg]	

With LLD pipe connection DN/OD 160



500	185	660	0	8	49.8	133391	50.5	133491
			5	8	49.4	133392	50.0	133492
			10	8	48.9	133393	49.5	133493
			20	8	47.9	133394	48.5	133494

Shallow channel without invert gradient, 1000 mm



	Dimensions			PU [piece]	Galvanised steel		Stainless steel	
	Length	Width	Height start/end		Weight	Item No.	Weight	Item No.
	[mm]	[mm]	[mm]		[kg]		[kg]	
	1000	185	120	16	16.5	133311	16.5	133411

With LLD pipe connection DN/OD 110

	1000	185	130	4	19.1	133312	19.1	133412
--	------	-----	-----	---	------	--------	------	--------

Inlet chamber for shallow channel, 500 mm

- With integrated lip labyrinth seal (LLS) made of NBR for horizontal, watertight pipe connection
- With sludge bucket made of PP plastic















	Dimensions			Type	PU	Galvanised steel		Stainless steel	
	Length	Width	Height			Weight	Item No.	Weight	Item No.
	[mm]	[mm]	[mm]			[kg]		[kg]	








With LLD pipe connection DN/OD 110

	500	185	660	120	6	49.3	133315	49.3	133415
--	-----	-----	-----	-----	---	------	--------	------	--------

Accessories

	Description	Used with	Weight [kg]	PU [piece]	Item No.
For galvanised steel version					
	Universal end cap <ul style="list-style-type: none"> ■ For channel start and channel end ■ Made of polymer concrete ■ With edge protection, galvanised steel ■ Overall length 25 mm 	■ V 150 S 0. – 20.	3.2	10	133385
	End cap for end of channel (LLD) <ul style="list-style-type: none"> ■ Made of polymer concrete ■ With integrated lip labyrinth seal (LLS) DN/OD 160 for horizontal, watertight pipe connection ■ With edge protection, galvanised steel ■ Overall length 40 mm 	■ V 150 S 0.	2.5	6	133386
		■ V 150 S 5.	2.9	6	133387
		■ V 150 S 10.	3.2	6	133388
		■ V 150 S 20.	4.2	6	133389
	Adapter for change in flow direction <ul style="list-style-type: none"> ■ Made of polymer concrete ■ With edge protection, galvanised steel ■ Overall length 40 mm ■ For adhering on channel body 	■ V 150 S 0.	2.2	6	133338
		■ V 150 S 5.	2.3	6	133348
		■ V 150 S 10.	2.4	6	133358
		■ V 150 S 20.	2.9	6	133378
	Adapter for corner, T- and cross-connections <ul style="list-style-type: none"> ■ Made of polymer concrete ■ With edge protection, galvanised steel ■ Overall length 25 mm ■ For watertight connection of corner, T and cross connections ■ For adhering on channel body 	■ V 150 S 0.	1.9	6	133339
		■ V 150 S 5.	2.0	6	133349
		■ V 150 S 10.	2.1	6	133359
		■ V 150 S 20.	2.4	6	133379
	End wall for gutter start (Flat channel) <ul style="list-style-type: none"> ■ With edge protection, galvanised steel ■ Overall length 16 mm 	■ Multiline Sealin shallow channels	0.4	20	133317
	End wall for gutter end (Flat channel) <ul style="list-style-type: none"> ■ With edge protection, stainless steel ■ Overall length 16 mm 	■ Multiline Sealin shallow channels	0.4	20	133318


	Description	Used with	Weight PU		Item No.
			[kg]	[piece]	
For stainless steel version					
	Universal end cap ■ For channel start and channel end ■ Made of polymer concrete ■ With edge protection, stainless steel ■ Overall length 25 mm	■ V 150 E 0. – 20.	3.2	10	133485
	End cap for end of channel (LLD) ■ Made of polymer concrete ■ With integrated lip labyrinth seal (LLS) DN/OD 160 for horizontal, watertight pipe connection ■ With edge protection, stainless steel ■ Overall length 40 mm	■ V 150 E 0.	2.5	6	133486
		■ V 150 E 5.	2.9	6	133487
		■ V 150 E 10.	0.2	6	133488
		■ V 150 E 20.	4.2	6	133489
	Adapter for change in flow direction ■ Made of polymer concrete ■ With edge protection, stainless steel ■ Overall length 40 mm ■ For adhering on channel body	■ V 150 E 0.	2.2	6	133438
		■ V 150 E 5.	2.3	6	133448
		■ V 150 E 10.	2.4	6	133458
		■ V 150 E 20.	2.9	6	133478
	Adapter for corner, T- and cross-connections ■ Made of polymer concrete ■ With edge protection, stainless steel ■ Overall length 25 mm ■ For watertight connection of corner, T and cross connections ■ For adhering on channel body	■ V 150 E 0.	1.9	6	133439
		■ V 150 E 5.	0.0	6	133449
		■ V 150 E 10.	2.1	6	133459
		■ V 150 E 20.	2.4	6	133479
	End wall for gutter start (Flat channel) ■ With edge protection, stainless steel ■ Overall length 16 mm	■ Multiline Sealin shallow channels	0.4	20	133417
	End wall for gutter end (Flat channel) ■ With edge protection, stainless steel ■ Overall length 16 mm	■ Multiline Sealin shallow channels	0.4	20	133418




	Description	Used with	Weight [kg]	PU [piece]	Item No.
Cross-material accessories					
 <p>Silicone grease</p> <ul style="list-style-type: none"> ■ Corresponds to the UBA guideline for sanitary lubricants, food-grade lubricant according to EN ISO 21469, suitable for drinking water, O-ring compatible. ■ Contents: 23g 	<p>Seal in Technology</p> <ul style="list-style-type: none"> ■ NW 100 <ul style="list-style-type: none"> □ Type 0.0: ca. 40 channel edges □ Type 10.0: ca. 30 channel edges □ Type 20.0: ca. 20 channel edges ■ NW 150 <ul style="list-style-type: none"> □ Type 0.0: ca. 30 channel edges □ Type 10.0: ca. 20 channel edges □ Type 20.0: ca. 10 channel edges ■ NW 200 <ul style="list-style-type: none"> □ Type 0.0: ca. 20 channel edges □ Type 10.0: ca. 15 channel edges □ Type 20.0: ca. 12 channel edges ■ NW 300 <ul style="list-style-type: none"> □ Type 0.0: ca. 10 channel edges □ Type 10.0: ca. 7 channel edges □ Type 20.0: ca. 5 channel edges 		0.1	40	132495
 <p>Fire protection insert</p>		<ul style="list-style-type: none"> ■ Flat roof gullies Passavant Spin made of cast iron ■ Parking deck gullies Passavant made of cast iron <ul style="list-style-type: none"> □ DN 100 □ Socket inclination: 90° 	0.5	5	7034.20.02
 <p>Polyester bonding compound</p> <ul style="list-style-type: none"> ■ For bonding on site ■ 0.5 kg container 		<ul style="list-style-type: none"> ■ For bonding precast polymer concrete element 	0.9	10	02163
Accessories for gratings					
 <p>Grating hook, small</p> <ul style="list-style-type: none"> ■ For lifting out the cover gratings ■ Steel, black painted 		<ul style="list-style-type: none"> ■ Mesh grating Q⁺ ■ Composite grating ■ Longitudinal profile grating ■ Longitudinal bar grating 	0.25	10	01367
 <p>Grating hook for inspection opening</p> <ul style="list-style-type: none"> ■ 2 grating hooks are required to lift out the inspection opening ■ Galvanised steel 		<ul style="list-style-type: none"> ■ Slotted frame with inspection opening 	0.5	40	445947
 <p>SlotTop end cap</p> <ul style="list-style-type: none"> ■ For covering the side openings ■ 2 pieces in a package ■ Stainless steel 		<ul style="list-style-type: none"> ■ SlotTop Single 65, C 250 	0.1	1	446432
 <p>SlotTop end cap</p> <ul style="list-style-type: none"> ■ For covering the side openings ■ 2 pieces in a package ■ Stainless steel 		<ul style="list-style-type: none"> ■ SlotTop, D 400 	0.2	1	446433

Gratings

Class B 125


- Gratings to EN 1433: 2002
- With Drainlock boltless stop



	Material	Dimensions		Size of the inlet opening [mm]	Inlet cross-section [cm ² /m]	Weight [kg]	PU [piece]	Item No.
		Length	Width					
		[mm]	[mm]					
Mesh grating Q+								
	Galvanised steel	1000	173	30 x 10	1182	5.4	50	133601
		500	173	30 x 10	1182	2.7	24	133602
	Stainless steel	1000	173	30 x 10	1182	5.3	50	133603
		500	173	30 x 10	1182	2.7	10	133604
Longitudinal profile grating								
	Galvanised steel	1000	173	9	687	5.1	50	133625
		500	173	9	687	2.5	24	133626
	Stainless steel	1000	173	9	687	5.1	50	133627
		500	173	9	687	2.6	10	133628
Slot grating								
	Stainless steel	1000	173	6	668	6.4	50	133633
		500	173	6	668	3.1	24	133634


Class C 250

- Gratings to EN 1433: 2002
- With Drainlock boltless stop




Material	Dimensions		Size of the inlet opening [mm]	Inlet cross-section [cm ² /m]	Weight [kg]	PU [piece]	Item No.
	Length	Width					
	[mm]	[mm]					


Slot grating

	Cast iron EN-GJS	500	173	12	578	5.3	50	13070
---	---------------------	-----	-----	----	-----	-----	----	-------

Lengthwise bar cast iron grating with mesh look

	Gusseisen EN-GJS	500	173	29 x 12	595	5.3	50	13073
--	---------------------	-----	-----	---------	-----	-----	----	-------

Mesh grating Q+

	Galvanised steel	1000	173	30 x 10	1200	5.8	50	133605
		500	173	30 x 10	1200	2.9	25	133606
	Stainless steel	1000	173	30 x 10	1200	5.7	40	133607
		500	173	30 x 10	1200	2.9	24	133608


ACO SlotTop, Class C 250

- 10 mm lateral slot for SlotTop Single
- 2x8 mm lateral slot for SlotTop Double and 3x8 mm lateral slot for SlotTop Triple
- With guide strap
- SlotTop corresponding fully to EN 1433:2002
- With strengthened top edge
- Slot height 105 mm
- **Delivery including cover strips as protection during construction period**




	Material	Dimensions			Size of the inlet opening	Inlet cross-section	Weight [kg]	PU [piece]	Item No.
		Length	Width	Height	[mm]	[cm ² /m]			
		[mm]	[mm]	[mm]	[mm]	[cm ² /m]			


SlotTop

	Galvanised steel	1000	173	105	10	100	6.2	40	446128
		500	173	105	10	100	3.2	80	446129
	Stainless steel	1000	173	105	10	100	6.1	40	446131
		500	173	105	10	100	3.2	80	446132


SlotTop with inspection opening

	Galvanised steel	500	173	105	10	100	5.7	48	446130
	Stainless steel	500	173	105	10	100	5.9	48	446133

SlotTop Double


	Galvanised steel	1000	173	105	2 x 8	160	6.8	40	448215
		500	173	105	2 x 8	160	3.5	80	448216
	Stainless steel	1000	173	105	2 x 8	160	6.6	40	448218
		500	173	105	2 x 8	160	3.4	80	448219

SlotTop with inspection opening, Double


	Galvanised steel	500	173	105	2 x 8	160	6.0	48	448217
	Stainless steel	500	173	105	2 x 8	160	6.1	48	448220

Material	Dimensions			Size of the inlet opening [mm]	Inlet cross-section [cm ² /m]	Weight [kg]	PU [piece]	Item No.
	Length	Width	Height					
	[mm]	[mm]	[mm]					

SlotTop Triple


	Galvanised steel	1000	173	105	3 x 8	240	7.3	40	448227
		500	173	105	3 x 8	240	3.8	80	448228
	Stainless steel	1000	173	105	3 x 8	240	7.0	40	448230
		500	173	105	3 x 8	240	3.7	80	448231

SlotTop with inspection opening, Triple

	Galvanised steel	500	173 mm	105	3 x 8	240	6.2	48	447229
	Stainless steel	500	173 mm	105	3 x 8	240	6.3	48	448232

Class D 400

- Gratings to EN 1433: 2002
- With Drainlock boltless stop




Material	Dimensions		Size of the inlet opening [mm]	Inlet cross-section [cm ² /m]	Weight [kg]	PU [Stk]	Item No.
	Länge	Breite					
	[mm]	[mm]					

Mesh grating Q+


	Galvanised steel	1000	173	28 x 9	1050	8,0	50	133609
		500	173	28 x 9	1050	4,0	25	133610
	Stainless steel	1000	173	28 x 9	1050	8,0	40	133611
		500	173	28 x 9	1050	4,1	24	133612

Slot grating

	Cast iron EN-GJS	500	173	12	578	6,4	50	23164
---	------------------	-----	-----	----	-----	-----	----	-------

ACO SlotTop, Class D 400

- SlotTop welded solution
- With 10 mm lateral slot
- With guide strap
- SlotTop corresponding fully to EN 1433:2002
- With strengthened top edge
- Slot height 105 mm and 150 mm
- **Delivery including cover strips as protection during construction period**



Material	Dimensions			Size of the inlet opening	Inlet cross-section	Weight [kg]	PU [piece]	Item No.
	Length	Width	Height	[mm]	[cm ² /m]			
	[mm]	[mm]	[mm]	[mm]	[cm ² /m]			

SlotTop


	Galvanised steel	1000	173	105	10	100	8.1	40	446027
		500	173	105	10	100	4.33	80	446028
	Stainless steel	1000	173	105	10	100	8.21	40	446030
		500	173	105	10	100	4.43	80	446031
	Galvanised steel	1000	173	150	10	100	10,2	32	446033
		500	173	150	10	100	5,2	20	446034
	Stainless steel	1000	173	150	10	100	10,2	32	446036
		500	173	150	10	100	5,2	20	446037




SlotTop with inspection opening

	Galvanised steel	500	173	105	10	100	9.0	48	446029
	Stainless steel	500	173	105	10	100	9.0	48	446032
	Galvanised steel	500	173	150	10	100	10,9	20	446035
	Stainless steel	500	173	150	10	100	10,9	20	446038

Class E 600

- Gratings to EN 1433: 2002
- With Drainlock boltless stop




	Material	Dimensions		Size of the inlet opening [mm]	Inlet cross-section [cm ² /m]	Weight [kg]	PU [piece]	Item No.
		Length	Width					
		[mm]	[mm]					
Slot grating								
	Cast iron EN-GJS	500	173	12	578	7.8	50	133660
Longitudinal rod cast iron grating								
	Cast iron EN-GJS	500	173	25 x 12	514	8.2	50	133662
Cover, closed								
	Cast iron EN-GJS	500	173	–	–	9.0	50	133664

Version: Edge protection galvanised, stainless steel

ACO Product benefits


- Watertight channel run via Seal in Technology (according to IKT test seal D01185)
 - EPDM seal as standard in the channel joint
 - Channel body made of resistant ACO polymer concrete
 - Simple installation as usual
- For groundwater protection
- For building protection
- For controlled rainwater management
- Improved self-cleaning due to V-cross section and continuously smooth channel invert
- Robust channel body
- With screwless Drainlock grating locking

- Channel system in accordance with EN 1433:2002
- Nominal width 200 mm
- Classes A 15 – E 600
- Optionally available in galvanised steel or stainless steel edge protectors



Channel body without invert slope, 1000 mm

- Also available with or without vertical, liquid-tight pipe connection
- Version with vertical, liquid-tight pipe connection with lip labyrinth seal (LLS) made of NBR
- **) Channel bodies with LLS pipe connection have a 10 mm larger invert thickness than the connectable channel bodies.
- Possible combinations for the channel body (example):
 - 0.0 - 0.0.2 - 0.1 - 0.2



	Dimensions			Type	PU	Galvanised steel		Stainless steel	
	Length	Width	Height			Weight	Item No.	Weight	Item No.
	[mm]	[mm]	[mm]			[kg]		[kg]	
	1000	235	265	0.0	9	40.9	133530	42.3	133730
			290	5.0	9	43.6	133540	44.9	133740
			315	10.0	9	46.2	133550	47.5	133750
			365	20.0	6	51.5	133570	52.8	133770


Dimensions			Type	PU	Galvanised steel		Stainless steel	
Length	Width	Height			Weight	Item No.	Weight	Item No.
[mm]	[mm]	[mm]		[pc/palett]	[kg]		[kg]	

With LLD pipe connection DN/OD 200

	275	0.0.2	6	42.8	133534	44.1	133734
	300	5.0.2	6	45.5	133544	46.9	133744
	325	10.0.2	6	48.2	133554	49.6	133754
	375	20.0.2	3	53.7	133574	55.0	133774

Channel body without invert slope, 500 mm

- Also available with or without vertical, liquid-tight pipe connection
- Version with vertical, liquid-tight pipe connection with lip labyrinth seal (LLS) made of NBR
- **) Channel bodies with LLS pipe connection have a 10 mm larger invert thickness than the connectable channel bodies.
- With lateral knockouts for corner, T and cross connections




Dimensions			Type	PU	Galvanised steel		Stainless steel	
Length	Width	Height			Weight	Item No.	Weight	Item No.
[mm]	[mm]	[mm]		[pc/palett]	[kg]		[kg]	
	265	0.1	6	20.0	133531	20.6	133731	
	290	5.1	6	21.2	133541	21.9	133741	
	315	10.1	6	22.5	133551	23.1	133751	
	365	20.1	6	25.0	133571	25.6	133771	

With LLD pipe connection DN/OD 200

	275	0.2	6	20.6	133532	21.2	133732
	300	5.2	6	21.9	133542	22.6	133742
	325	10.2	6	23.3	133552	23.9	133752
	375	20.2	6	25.9	133572	26.6	133772

Channel body with invert slope, 1000 mm


- For laying with integrated invert gradient 0.5 %.
- Type 1-10 for up to 10 m train length
- Only types 5 and 10 can be connected directly to the inlet chamber
- Possible combinations for the channel body:
 - Type 5 – 5.0 – 5.0.2 – 5.1 – 5.2
- Type 10 – 10.0 – 10.0.2 – 10.1 – 10.2



Dimensions			Type	PU	Galvanised steel		Stainless steel		
Length	Width	Height start/end			Weight	Item No.	Weight	Item No.	
[mm]	[mm]	[mm]		[pc/palett]	[kg]		[kg]		
	1000	235	265/270	1	6	41.4	133501	42.7	133701
			270/275	2	6	41.9	133502	43.3	133702
			275/280	3	6	42.5	133503	43.8	133703
			280/285	4	6	43.0	133504	44.4	133704
			285/290	5	6	43.4	133505	44.8	133705
			290/295	6	6	44.0	133506	45.3	133706
			295/300	7	6	44.5	133507	45.9	133707
			300/305	8	6	45.1	133508	46.4	133708
			305/310	9	6	45.6	133509	47.0	133709
			310/315	10	6	46.0	133510	47.4	133710

Channel body with step of invert (5 cm), 500 mm

- For bridging an invert gradient when installing in stepped gradients
- From 10. - 20. (Invert offset of 5 cm)
- Made of polymer concrete



Dimensions			PU	Galvanised steel		Stainless steel		
Length	Width	Height		Weight	Item No.	Weight	Item No.	
[mm]	[mm]	[mm]	[pc/palett]	[kg]		[kg]		
	500	235	365	6	27.3	133577	28.0	133777

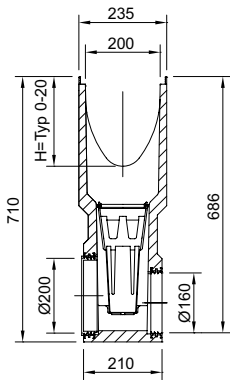
Sump unit, 500 mm

- With lip labyrinth seal (LLS) made of NBR for horizontal, liquid-tight pipe connection
- With sludge bucket made of PP plastic
- Connection DN/OD 200 sealed with socket plug




Dimensions			Type	PU	Galvanised steel		Stainless steel	
Length	Width	Height			Weight	Item No.	Weight	Item No.
[mm]	[mm]	[mm]		[pc/palett]	[kg]		[kg]	

With LLD pipe connection DN/OD 160/200



500	235	710	0	6	53.0	133591	53.6	133791
			5	6	52.3	133592	53.0	133792
			10	6	51.7	133593	52.3	133793
			20	6	50.4	133594	51.0	133794

Shallow channel without invert gradient, 1000 mm



	Dimensions			PU [piece]	Galvanised steel		Stainless steel	
	Length	Width	Height start/end		Weight	Item No.	Weight	Item No.
	[mm]	[mm]	[mm]		[kg]		[kg]	
	1000	235	120	12	18.7	133511	18.7	133711

With LLD pipe connection DN/OD 110

	1000	235	130	3	22.5	133512	22.5	133712
--	------	-----	-----	---	------	--------	------	--------

Inlet chamber for shallow channel, 500 mm

- With integrated lip labyrinth seal (LLS) made of NBR for horizontal, watertight pipe connection
- With sludge bucket made of PP plastic















Dimensions			Type	PU	Galvanised steel		Stainless steel	
Length	Width	Height			Weight	Item No.	Weight	Item No.
[mm]	[mm]	[mm]		[piece]	[kg]		[kg]	






With LLD pipe connection DN/OD 160









	500	235	710	120	4	52.8	133515	52.8	133715
--	-----	-----	-----	-----	---	------	--------	------	--------

Accessories

	Description	Used with	Weight [kg]	PU [piece]	Item No.
For galvanised steel version					
	Universal end cap <ul style="list-style-type: none"> ■ For channel start and channel end ■ Made of polymer concrete ■ With edge protection, galvanised steel ■ Overall length 30 mm 	<ul style="list-style-type: none"> ■ V 200 S 0. – 20. 	5.6	10	133585
	End cap for end of channel (LLD) <ul style="list-style-type: none"> ■ Made of polymer concrete ■ With integrated lip labyrinth seal (LLS) DN/OD 200 for horizontal, watertight pipe connection ■ With edge protection, galvanised steel ■ Overall length 40 mm 	<ul style="list-style-type: none"> ■ V 200 S 0. ■ V 200 S 5. ■ V 200 S 10. ■ V 200 S 20. 		6	133586
	Adapter for change in flow direction <ul style="list-style-type: none"> ■ Made of polymer concrete ■ With edge protection, galvanised steel ■ Overall length 40 mm ■ For adhering on channel body 	<ul style="list-style-type: none"> ■ V 200 S 0. ■ V 200 S 5. ■ V 200 S 10. ■ V 200 S 20. 		6	133538
	Adapter for corner, T- and cross-connections <ul style="list-style-type: none"> ■ Made of polymer concrete ■ With edge protection, galvanised steel ■ Overall length 30 mm ■ For watertight connection of corner, T and cross connections ■ For adhering on channel body 	<ul style="list-style-type: none"> ■ V 200 S 0. ■ V 200 S 5. ■ V 200 S 10. ■ V 200 S 20. 		6	133548
	End wall for gutter start (Flat channel) <ul style="list-style-type: none"> ■ With edge protection, galvanised steel ■ Overall length 16 mm 	<ul style="list-style-type: none"> ■ Multiline Sealin shallow channels 	0.5	20	133558
	End wall for gutter end (Flat channel) <ul style="list-style-type: none"> ■ With edge protection, galvanised steel ■ Overall length 16 mm 	<ul style="list-style-type: none"> ■ Multiline Sealin shallow channels 	0.5	20	133578
					133517
					133579
					133549
					133559
					133579

Description		Used with	Weight	PU	Item No.
			[kg]	[piece]	
For stainless steel version					
	Universal end cap <ul style="list-style-type: none"> ■ For channel start and channel end ■ Made of polymer concrete ■ With edge protection, stainless steel ■ Overall length 30 mm 	■ V 200 E 0. – 20.	5.6	10	133785
	End cap for end of channel (LLD) <ul style="list-style-type: none"> ■ Made of polymer concrete ■ With integrated lip labyrinth seal (LLS) DN/OD 200 for horizontal, watertight pipe connection ■ With edge protection, stainless steel ■ Overall length 40 mm 	■ V 200 E 0.		6	133786
		■ V 200 E 5.		6	133787
		■ V 200 E 10.		6	133788
		■ V 200 E 20.		6	133789
	Adapter for change in flow direction <ul style="list-style-type: none"> ■ Made of polymer concrete ■ With edge protection, stainless steel ■ Overall length 40 mm ■ For adhering on channel body 	■ V 200 E 0.		6	133738
		■ V 200 E 5.		6	133748
		■ V 200 E 10.		6	133758
		■ V 200 E 20.		6	133778
	Adapter for corner, T- and cross-connections <ul style="list-style-type: none"> ■ Made of polymer concrete ■ With edge protection, stainless steel ■ Overall length 30 mm ■ For watertight connection of corner, T and cross connections ■ For adhering on channel body 	■ V 200 E 0.		6	133739
		■ V 200 E 5.		6	133749
		■ V 200 E 10.		6	133759
		■ V 200 E 20.		6	133779
	End wall for gutter start (Flat channel) <ul style="list-style-type: none"> ■ With edge protection, stainless steel ■ Overall length 16 mm 	■ Multiline Sealin shallow channels	0.5	20	133717
	End wall for gutter end (Flat channel) <ul style="list-style-type: none"> ■ With edge protection, stainless steel ■ Overall length 16 mm 	■ Multiline Sealin shallow channels	0.5	20	133718


Description	Used with	Weight	PU	Item No.	
		[kg]	[piece]		
Cross-material accessories					
	Silicone grease	<ul style="list-style-type: none"> ■ Seal in Technology ■ NW 100 <ul style="list-style-type: none"> □ Type 0.0: ca. 40 channel edges □ Type 10.0: ca. 30 channel edges □ Type 20.0: ca. 20 channel edges ■ NW 150 <ul style="list-style-type: none"> □ Type 0.0: ca. 30 channel edges □ Type 10.0: ca. 20 channel edges □ Type 20.0: ca. 10 channel edges ■ NW 200 <ul style="list-style-type: none"> □ Type 0.0: ca. 20 channel edges □ Type 10.0: ca. 15 channel edges □ Type 20.0: ca. 12 channel edges ■ NW 300 <ul style="list-style-type: none"> □ Type 0.0: ca. 10 channel edges □ Type 10.0: ca. 7 channel edges □ Type 20.0: ca. 5 channel edges 	0.1	40	132495
	Pipe socket	<ul style="list-style-type: none"> ■ PVC ■ DN/OD 160 ■ Length: 150 mm 	0.5	50	00058
	Pipe socket	<ul style="list-style-type: none"> ■ PVC ■ DN/OD 200 ■ Length: 200 mm 	0.6	1	02723
	Fire protection insert	<ul style="list-style-type: none"> ■ Flat roof gullies Passavant Spin made of cast iron ■ Parking deck gullies Passavant made of cast iron <ul style="list-style-type: none"> □ DN 100 □ Socket inclination: 90° 	0.5	5	7034.20.02
	Polyester bonding compound	<ul style="list-style-type: none"> ■ For bonding on site ■ 0.5 kg container 	0.9	10	02163




Description	Used with	Weight	PU	Item No.
		[kg]	[piece]	
Accessories for gratings				
 <p>Grating hook, small</p> <ul style="list-style-type: none"> ■ For lifting out the cover gratings ■ Steel, black painted 	<ul style="list-style-type: none"> ■ Mesh grating Q⁺ ■ Composite grating ■ Longitudinal profile grating ■ Longitudinal bar grating 	0.25	10	01367
 <p>Grating hook for inspection opening</p> <ul style="list-style-type: none"> ■ 2 grating hooks are required to lift out the inspection opening ■ Galvanised steel 	<ul style="list-style-type: none"> ■ Slotted frame with inspection opening 	0.5	40	445947
 <p>Transformer, Eyeleds</p> <ul style="list-style-type: none"> ■ With power supply ■ With 3.5 m secondary cable (orange) ■ With 1.2 m mains cable (black) 	<ul style="list-style-type: none"> ■ Eyeleds 	0.5	1	12712
 <p>Splitter, Eyeleds</p> <ul style="list-style-type: none"> ■ For connecting the Eyeleds with each other 	<ul style="list-style-type: none"> ■ Eyeleds □ 300/300 mm □ 600/600 mm □ 300/1500 mm 	0.1	10	12714
			10	12726
			10	12713
 <p>Splitter, Eyeleds (end piece)</p> <ul style="list-style-type: none"> ■ For connecting the Eyeleds as an end piece 	<ul style="list-style-type: none"> ■ Eyeleds □ 300/1500 mm 	0.1	1	12747
 <p>Extension cable, Eyeleds</p>	<ul style="list-style-type: none"> ■ Eyeleds □ Length: 2 metre □ Length: 5 metre 	0.1	2	12716
		0.2	1	12715
 <p>SlotTop end cap</p> <ul style="list-style-type: none"> ■ For covering the side openings ■ 2 pieces in a package ■ Stainless steel 	<ul style="list-style-type: none"> ■ SlotTop Single 65, C 250 	0.1	1	446432
 <p>SlotTop end cap</p> <ul style="list-style-type: none"> ■ For covering the side openings ■ 2 pieces in a package ■ Stainless steel 	<ul style="list-style-type: none"> ■ SlotTop, D 400 	0.2	1	446433

Gratings

Class B 125


- Gratings to EN 1433: 2002
- With Drainlock boltless stop






	Material	Dimensions		Size of the inlet opening [mm]	Inlet cross-section [cm ² /m]	Weight [kg]	PU [piece]	Item No.
		Length	Width					
		[mm]	[mm]					
Mesh grating Q+								
	Galvanised steel	1000	223	30 x 10	1575	7.4	48	133613
		500	223	30 x 10	1575	3.6	24	133614
	Stainless steel	1000	223	30 x 10	1575	7.2	48	133615
		500	223	30 x 10	1575	3.7	10	133616
Longitudinal profile grating								
	Galvanised steel	1000	223	9	846	7.4	50	133629
		500	223	9	846	3.6	24	133630
	Stainless steel	1000	223	9	846	7.4	50	133631
		500	223	9	846	3.7	10	133632
Slot grating								
	Stainless steel	1000	223	6	867	8.1	50	133635
		500	223	6	867	4.0	10	133636

Class C 250


- Gratings to EN 1433: 2002
- With Drainlock boltless stop









	Material	Dimensions		Size of the inlet opening [mm]	Inlet cross-section [cm ² /m]	Weight [kg]	PU [piece]	Item No.
		Length	Width					
		[mm]	[mm]					
Slot grating								
	Cast iron EN-GJS	500	223	12	740	8.6	50	13470
Lengthwise bar cast iron grating with mesh look								
	Cast iron EN-GJS	500	223	31 x 14	905	7.5	50	13473
Mesh grating Q+								
	Galvanised steel	1000	223	28 x 9	1375	10.7	48	133617
	steel	500	223	28 x 9	1375	5.2	24	133618
	Stainless steel	1000	223	28 x 9	1375	10.7	48	133619
	steel	500	223	28 x 9	1375	5.3	16	133620

ACO SlotTop, Class C 250

1








	Material	Dimensions			Size of the inlet opening	Weight	PU	Item No.
		Length	Width	Height				
		[mm]	[mm]	[mm]				
SlotTop								
	Galvanised steel	1000	223	105	10	6.13	36	446134
		500	223	105	10	3.15	20	446135
	Stainless steel	1000	223	105	10	6.13	36	446137
		500	223	105	10	3.15	20	446138
SlotTop with inspection opening								
	Galvanised steel	500	223	105	10	8.04	20	446136
	Stainless steel	500	223	105	10	8.04	20	446139
SlotTop Double								
	Galvanised steel	1000	223	105	2 x 8	8.3	–	448221
		500	223	105	2 x 8	4.3	–	448222
	Stainless steel	1000	223	105	2 x 8	8.0	36	448224
		500	223	105	2 x 8	4.2	72	448225
SlotTop with inspection opening, Double								
	Galvanised steel	500	223	105	2 x 8	6.8	36	448223
	Stainless steel	500	223	105	2 x 8	6.9	36	448226

	Material	Dimensions			Size of the inlet opening	Weight	PU	Item No.
		Length	Width	Height				
		[mm]	[mm]	[mm]				
SlotTop Triple								
	Galvanised steel	1000	223	105	3 x 8	8.8	36	448233
		500	223	105	3 x 8	4.6	72	448234
	Stainless steel	1000	223	105	3 x 8	8.5	36	448236
		500	223	105	3 x 8	4.4	72	448237
SlotTop with inspection opening, Triple								
	Galvanised steel	500	223	105	3 x 8	7.0	36	448235
	Stainless steel	500	223	105	3 x 8	7.1	36	448238


Class D 400

- Gratings to EN 1433: 2002
- With Drainlock boltless stop



	Material	Dimensions		Size of the inlet opening [mm]	Inlet cross-section [cm ² /m]	Weight [kg]	PU [piece]	Item No.
		Length	Width					
		[mm]	[mm]					
Slot grating								
	Cast iron EN-GJS	500	223	12	740	9.8	50	23224
Ladder grating for light spot, with opening								
	Cast iron EN-GJS	500	223	–	715	9.6	50	13478
Ladder grating for light spot, without opening								
	Cast iron EN-GJS	500	223	–	740	11.6	50	13477
Mesh grating Q+								
	Galvanised steel	1000	223	28 x 9	1375	12.9	48	133621
		500	223	28 x 9	1375	6.4	24	133622
	Stainless steel	1000	223	28 x 9	1375	13.0	48	133623
		500	223	28 x 9	1375	6.5	16	133624

ACO SlotTop, Class D 400



Material	Dimensions			Size of the inlet opening [mm]	Inlet cross-section [cm ² /m]	Weight [kg]	PU [piece]	Item No.
	Length	Width	Height					
	[mm]	[mm]	[mm]					

SlotTop


	Galvanised steel	1000	223	105	10	100	10.24	36	446039
		500	223	105	10	100	5.54	72	446040
	Stainless steel	1000	223	105	10	100	10.35	36	446042
		500	223	105	10	100	5.58	72	446043
	Galvanised steel	1000	223	150	10	100	9.54	30	446045
		500	223	150	10	100	4.78	5	446046
	Stainless steel	1000	223	150	10	100	9.54	24	446048
		500	223	150	10	100	4.78	5	446049




SlotTop with inspection opening

	Galvanised steel	500	223	105	10	100	9.03	36	446041
	Stainless steel	500	223	105	10	100	10.0	36	446044
	Galvanised steel	500	223	150	10	100	12.36	5	446047
	Stainless steel	500	223	150	10	100	12.36	5	446050

Class E 600

- Gratings to EN 1433: 2002
- With Drainlock boltless stop




Material	Dimensions		Size of the inlet opening [mm]	Inlet cross-section [cm ² /m]	Weight [kg]	PU [piece]	Item No.	
	Length [mm]	Width [mm]						
Slot grating								
	Cast iron EN-GJS	500	223	12	740	10.7	50	133666
Longitudinal rod cast iron grating								
	Cast iron EN-GJS	500	223	26 x 14	756	11.7	50	133668
Cover, closed								
	Cast iron EN-GJS	500	223	–	–	12.6	50	133670

Version: Edge protection galvanised, stainless steel

ACO Product benefits


- Watertight channel run via Seal in Technology (according to IKT test seal D01185)
 - EPDM seal as standard in the channel joint
 - Channel body made of resistant ACO polymer concrete
 - Simple installation as usual
- For groundwater protection
- For building protection
- For controlled rainwater management
- Improved self-cleaning due to V-cross section and continuously smooth channel invert
- Robust channel body
- With screwless Drainlock grating locking

- Channel system in accordance with EN 1433:2002
- Nominal width 300 mm
- Classes A 15 – E 600
- Optionally available in galvanised steel or stainless steel edge protectors



Channel body without invert slope, 1000 mm

- Also available with or without vertical, liquid-tight pipe connection
- Version with vertical, liquid-tight pipe connection with lip labyrinth seal (LLS) made of NBR
- **) Channel bodies with LLS pipe connection have a 10 mm larger invert thickness than the connectable channel bodies.
- Possible combinations for the channel body (example):
 - 10.0.2 matches type 10.0, 10.1



	Dimensions			Type	PU	Galvanised steel		Stainless steel	
	Length	Width	Height			Weight	Item No.	Weight	Item No.
	[mm]	[mm]	[mm]			[kg]		[kg]	
	1000	350	370	0.0	1	64.5	153330	64.5	153430
			420	10.0	1	68.1	153350	68.1	153450
			470	20.0	1	78.7	153370	78.7	153470

Multiline Seal in V 300 (NW 300 mm)
Channelbody, sump unit and accessories

1


Dimensions			Type	PU	Galvanised steel		Stainless steel	
Length	Width	Height			Weight	Item No.	Weight	Item No.
[mm]	[mm]	[mm]		[piece]	[kg]		[kg]	

With LLD pipe connection DN/OD 200

	1000	350	380 ^{*)}	0.0.2	1	69.9	153334	69.9	153434
			430 ^{*)}	10.0.2	1	77.2	153354	77.2	153454
			480 ^{*)}	20.0.2	1	84.3	153374	84.3	153474

Channel body without invert slope, 500 mm

- Also available with or without vertical, liquid-tight pipe connection
- Version with vertical, liquid-tight pipe connection with lip labyrinth seal (LLS) made of NBR
- ****)** Channel bodies with LLS pipe connection have a 10 mm larger invert thickness than the subsequent channel bodies
- 10.0.2 matches type 10.0, 10.1



Dimensions			Type	PU	Galvanised steel		Stainless steel	
Length	Width	Height			Weight	Item No.	Weight	Item No.
[mm]	[mm]	[mm]		[piece]	[kg]		[kg]	


	500	350	370	0.1	1	39.3	153331	39.3	153431
			420	10.1	1	43.1	153351	43.1	153451
			470	20.1	1	46.8	153371	46.8	153471

With LLD pipe connection DN/OD 200

	500	350	380	0.2	1	39.4	153332	39.4	153432
			430 ^{*)}	10.2	1	43.3	153352	43.3	153452
			480 ^{*)}	20.2	1	47.0	153372	47.0	153472

Channel body with step of invert (5 cm), 500 mm

- For bridging an invert gradient when installing in stepped gradients
- Made of polymer concrete



Dimensions			Type	PU	Galvanised steel		Stainless steel		
Length [mm]	Width [mm]	Height [mm]			Weight [kg]	Item No.	Weight [kg]	Item No.	
	500	350	420	0-10	1	41.4	153376	41.4	153476
			470	10-20	1	45.1	153377	45.1	153477

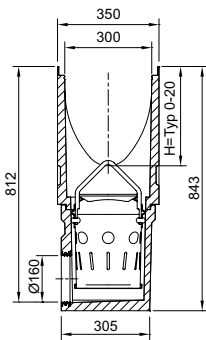
Sump unit, 500 mm

- With lip labyrinth seal (LLS) made of NBR for horizontal, liquid-tight pipe connection
- With sludge bucket made of galvanised steel



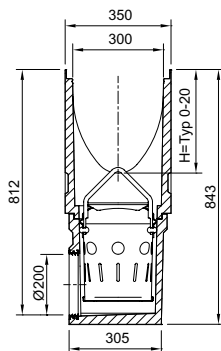
Dimensions			Type	PU	Galvanised steel		Stainless steel	
Length	Width	Height			Weight	Item No.	Weight	Item No.
[mm]	[mm]	[mm]		[piece]	[kg]		[kg]	

With LLD pipe connection DN/OD 160







500	350	845	0	1	84.7	153391	84.7	153491
			10	1	82.3	153393	82.3	153493
			20	1	80.0	153394	80.0	153494

With LLD pipe connection DN/OD 200







500	350	845	0	1	83.7	153395	83.7	153495
			10	1	81.3	153397	81.3	153497
			20	1	79.0	153398	79.0	153498






Accessories

	Description	Used with	Weight	PU	Item No.
			[kg]	[piece]	
For galvanised steel version					
	End cap for end of channel <ul style="list-style-type: none"> Made of polymer concrete With edge protection, galvanised steel Overall length 30 mm 	■ V 300 S 0. - 20.	10.1	6	153385
	End cap for end of channel <ul style="list-style-type: none"> Made of polymer concrete With integrated lip labyrinth seal (LLS) DN/OD 200 for horizontal, watertight pipe connection With edge protection, galvanised steel Overall length 40 mm 	■ V 300 S 0.	10.2	6	153386
		■ V 300 S 10.	10.2	6	153388
		■ V 300 S 20.	13.6	6	153389
	Adapter for change in flow direction <ul style="list-style-type: none"> Adapter for change of flow direction Made of polymer concrete With edge protection, galvanised steel Overall length 40 mm 	■ V 300 S 0.	6.0	6	153378
		■ V 300 S 10.	6.3	6	153380
		■ V 300 S 20.	6.7	6	153381
	Adapter for corner, T- and cross-connections <ul style="list-style-type: none"> Made of polymer concrete With edge protection, galvanised steel Overall length 30 mm For watertight connection of adapter for corner, T and cross connections For adhering on channel body 	■ V 300 S 0.	6.4	6	153382
		■ V 300 S 10.	6.9	6	153384
		■ V 300 S 20.	7.4	6	153399

Multiline Seal in V 300 (NW 300 mm)
Channelbody, sump unit and accessories

1

	Description	Used with	Weight	PU	Item No.
			[kg]	[piece]	
For stainless steel version					
	End cap for end of channel <ul style="list-style-type: none"> Made of polymer concrete With edge protection, stainless steel Overall length 30 mm 	■ V 300 E 0. - 20.	10.2	6	153485
	End cap for end of channel <ul style="list-style-type: none"> Made of polymer concrete With integrated lip labyrinth seal (LLS) DN/OD 200 for horizontal, watertight pipe connection With edge protection, stainless steel Overall length 40 mm 	■ V 300 E 0.	11.9	6	153486
		■ V 300 E 10.	13.6	6	153488
		■ V 300 E 20.	6.0	6	153489
	Adapter for change in flow direction <ul style="list-style-type: none"> Adapter for change of flow direction Made of polymer concrete With edge protection, stainless steel Overall length 40 mm 	■ V 300 E 0.	6.0	6	153478
		■ V 300 E 10.	6.7	6	153480
		■ V 300 E 20.	6.4	6	153481
	Adapter for corner, T- and cross-connections <ul style="list-style-type: none"> Made of polymer concrete With edge protection, stainless steel Overall length 30 mm For watertight connection of adapter for corner, T and cross connections For adhering on channel body 	■ V 300 E 0.	6.9	6	153482
		■ V 300 E 10.	7.4	6	153484
		■ V 300 E 20.	7.4	1	153499

Description	Used with	Weight [kg]	PU [piece]	Item No.
Cross-material accessories				
 <p>Silicone grease</p> <ul style="list-style-type: none"> ■ Corresponds to the UBA guideline for sanitary lubricants, food-grade lubricant according to EN ISO 21469, suitable for drinking water, O-ring compatible. ■ Contents: 23g 	<ul style="list-style-type: none"> ■ Seal in Technology ■ NW 100 <ul style="list-style-type: none"> □ Type 0.0: ca. 40 channel edges □ Type 10.0: ca. 30 channel edges □ Type 20.0: ca. 20 channel edges ■ NW 150 <ul style="list-style-type: none"> □ Type 0.0: ca. 30 channel edges □ Type 10.0: ca. 20 channel edges □ Type 20.0: ca. 10 channel edges ■ NW 200 <ul style="list-style-type: none"> □ Type 0.0: ca. 20 channel edges □ Type 10.0: ca. 15 channel edges □ Type 20.0: ca. 12 channel edges ■ NW 300 <ul style="list-style-type: none"> □ Type 0.0: ca. 10 channel edges □ Type 10.0: ca. 7 channel edges □ Type 20.0: ca. 5 channel edges 	0.1	40	132495
 <p>Pipe socket</p> <ul style="list-style-type: none"> ■ PVC ■ DN/OD 160 ■ Length: 150 mm 	<ul style="list-style-type: none"> ■ Channel bodies and inlet chambers with outlet DN/OD 160 ■ Point outlet 	0.5	50	00058
 <p>Pipe socket</p> <ul style="list-style-type: none"> ■ PVC ■ DN/OD 200 ■ Length: 200 mm 	<ul style="list-style-type: none"> ■ Channel bodies and inlet chambers with outlet DN/OD 200 ■ Point outlet 	0.6	1	02723
 <p>Polyester bonding compound</p> <ul style="list-style-type: none"> ■ For bonding on site ■ 0.5 kg container 	<ul style="list-style-type: none"> ■ For bonding precast polymer concrete element 	0.9	10	02163
Accessories for gratings				
 <p>Grating hook, small</p> <ul style="list-style-type: none"> ■ For lifting out the cover gratings ■ Steel, black painted 	<ul style="list-style-type: none"> ■ Mesh grating Q⁺ ■ Composite grating ■ Longitudinal profile grating ■ Longitudinal bar grating 	0.25	10	01367

Gratings

Class B 125

- Gratings to EN 1433: 2002
- With Drainlock boltless stop




Material	Dimensions		Size of the inlet opening [mm]	Inlet cross-section [cm ² /m]	Weight [kg]	Item No.
	Length	Width				
	[mm]	[mm]				

Mesh grating Q+

	Galvanised steel	500	338	30 x 10	2028	40	133674
	Stainless steel	500	338	30 x 10	2028	40	133677

Class C 250

- Gratings to EN 1433: 2002
- With Drainlock boltless stop




Material	Dimensions		Size of the inlet opening [mm]	Inlet cross-section [cm ² /m]	Weight [kg]	PU [piece]	Item No.
	Length	Width					
	[mm]	[mm]					

Slot grating




Cast iron EN-GJS	500	338	12	1146	17.9	40	13870
---------------------	-----	-----	----	------	------	----	-------

Lengthwise bar cast iron grating with mesh look



Cast iron EN-GJS	500	338	30 x 18	1381	16.3	40	13873
---------------------	-----	-----	---------	------	------	----	-------


Mesh grating Q+



Galvanised steel	500	338	30 x 10	2038	15.5	40	133675
Stainless steel	500	338	30 x 10	2038	15.5	15	133678


Class D 400

- Gratings to EN 1433: 2002
- With Drainlock boltless stop




Material	Dimensions		Size of the inlet opening [mm]	Inlet cross-section [cm ² /m]	Weight [kg]	PU [piece]	Item No.
	Length	Width					
	[mm]	[mm]					

Slot grating



Cast iron EN-GJS	500	338	12	1146	23.0	40	13871
---------------------	-----	-----	----	------	------	----	-------

Mesh grating Q+



Galvanised steel	500	338	30 x 10	2038	15.5	40	133676
Stainless steel	500	338	30 x 10	2038	15.5	15	133679


Class E 600

- Gratings to EN 1433: 2002
- With Drainlock boltless stop




Material	Dimensions		Size of the inlet opening [mm]	Inlet cross-section [cm ² /m]	Weight [kg]	PU [piece]	Item No.
	Length	Width					
	[mm]	[mm]					

Slot grating




Cast iron EN-GJS	500	338	12	1146	23.0	40	13871
------------------	-----	-----	----	------	------	----	-------

Lengthwise bar cast iron grating with mesh look



Cast iron EN-GJS	500	338	25 x 18	1146	24.6	40	13874
------------------	-----	-----	---------	------	------	----	-------

Cover, closed



Cast iron EN-GJS	500	338	–	–	25.8	40	13872
------------------	-----	-----	---	---	------	----	-------

Every ACO product supports
the ACO WaterCycle



-
- Drainage channels
 - Road and yard drains
 - Gully tops
 - Manhole covers
 - Rainwater treatment
 - Infiltration and attenuation
 - Pump shafts
 - Flow control systems
 - Tree protection
 - Amphibian protection
-

ACO Systems FZE

P.O. Box 18672, Dubai

Jebel Ali Free Zone

Street 100, Building 07

United Arab Emirates

www.aco.ae